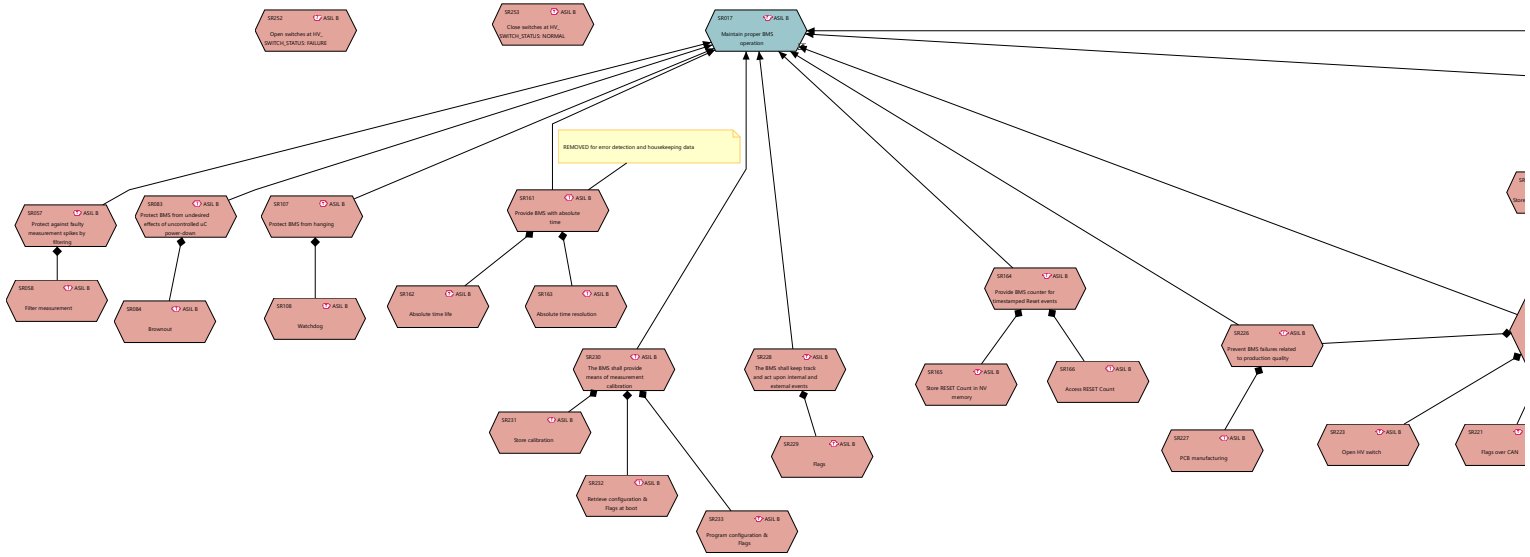
SR252 ASIL B
Open switches at HV_SWITCH_STATUS: FAILURE
SR253 ASIL B
Close switches at HV_SWITCH_STATUS: NORMAL
SR017 ASIL B
Maintain proper BMS operation
REMOVED for error detection and housekeeping data
SR057 ASIL B
Protect against faulty measurement spikes by filtering
SR083 ASIL B
Protect BMS from undesired effects of uncontrolled uC power-down
SR107 ASIL B
Protect BMS from hanging
SR161 ASIL B
Provide BMS with absolute time
SR058 ASIL B
Filter measurement
SR084 ASIL B
Brownout
SR108 ASIL B
Watchdog
SR162 ASIL B
Absolute time life
SR163 ASIL B
Absolute time resolution
SR230 ASIL B
The BMS shall provide means of measurement calibration
SR228 ASIL B
The BMS shall keep track and act upon internal and external events
SR164 ASIL B
Provide BMS counter for unexpected Reset events
SR226 ASIL B
Prevent BMS failures related to production quality
SR165 ASIL B
Store RESET Count in NV memory
SR166 ASIL B
Access RESET Count
SR231 ASIL B
Store calibration
SR229 ASIL B
Flags
SR232 ASIL B
Retrieve configuration & Flags at boot
SR233 ASIL B
Program configuration & Flags
SR227 ASIL B
PCB manufacturing
SR223 ASIL B
Open HV switch
SR221

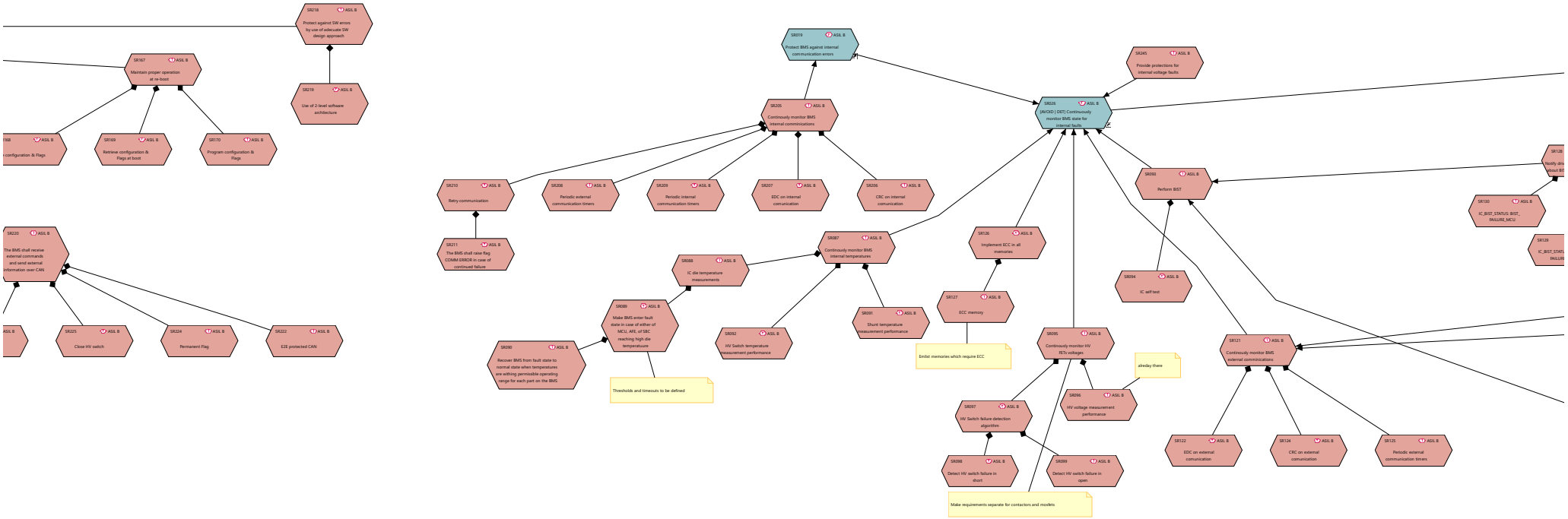
SR218 ASIL B
Protect against SW errors by use of adequate SW design approach
SR167 ASIL B
Maintain proper operation at re-boot
SR219 ASIL B
Use of 2-level software architecture
ASIL B
configuration & Flags
SR169 ASIL B
Retrieve configuration & Flags at boot
SR170 ASIL B
Program configuration & Flags
SR220 ASIL B
The BMS shall receive external commands and send external information over CAN
ASIL B
SR225 ASIL B
Close HV switch
SR224 ASIL B
Permanent Flag
SR222 ASIL B
E2E protected CAN
SR019 ASIL B
Protect BMS against internal communication errors
SR245 ASIL B
Provide protections for internal voltage faults
SR205 ASIL B
Continuously monitor BMS internal comminications
SR026 ASIL B
[AVCID | DET] Continuously monitor BMS state for internal faults
SR210 ASIL B
Retry communication
SR208 ASIL B
Periodic external communication timers
SR209 ASIL B
Periodic internal communication timers
SR207 ASIL B
EDC on internal comunication
SR206 ASIL B
CRC on internal comunication
SR211 ASIL B
The BMS shall raise flag CDMM ERROR in case of continued failure
SR093 ASIL B
Perform BIST
SR130 ASIL B
IC_BIST_STATUS: BIST_FAILURE_MCU
SR087 ASIL B
Continously monitor BMS internal temperatures
SR088 ASIL B
IC die temperature measurements
SR089 ASIL B
Make BMS enter fault state in case of either of MCU, AFE, of SBC reaching high die temperatuure
SR090 ASIL B
Recover BMS from fault state to normal state when temperatures are withing permissible operating range for each part on the BMS
Thresholds and timeouts to be defined
SR092 ASIL B
HV Switch temperature measurement performance
SR091 ASIL B
Shunt temperature measurement performance
SR126 ASIL B
Implement ECC in all memories
SR127 ASIL B
ECC memory
Emlist memories which require ECC
SR094 ASIL B
IC self test
SR095 ASIL B
Continously monitor HV FETs voltages
already there
SR096 ASIL B
HV voltage measurement performance
SR097 ASIL B
HV Switch failure detection algorithm
SR098 ASIL B
Detect HV switch failure in short
SR099 ASIL B
Detect HV switch failure in open
Make requirements separate for contactors and mosfets
SR121 ASIL B
Continously monitor BMS external comminications
SR122 ASIL B
EDC on external comunication
SR124 ASIL B
CRC on external comunication
SR125 ASIL B
Periodic external communication timers

Rename as per sw high lewel
SR649 ASIL D
Reliability requirement: signal connectors
SR646 ASIL D
cyber security
SR644 ASIL D
Boot Loader
SR648 ASIL D
Access control

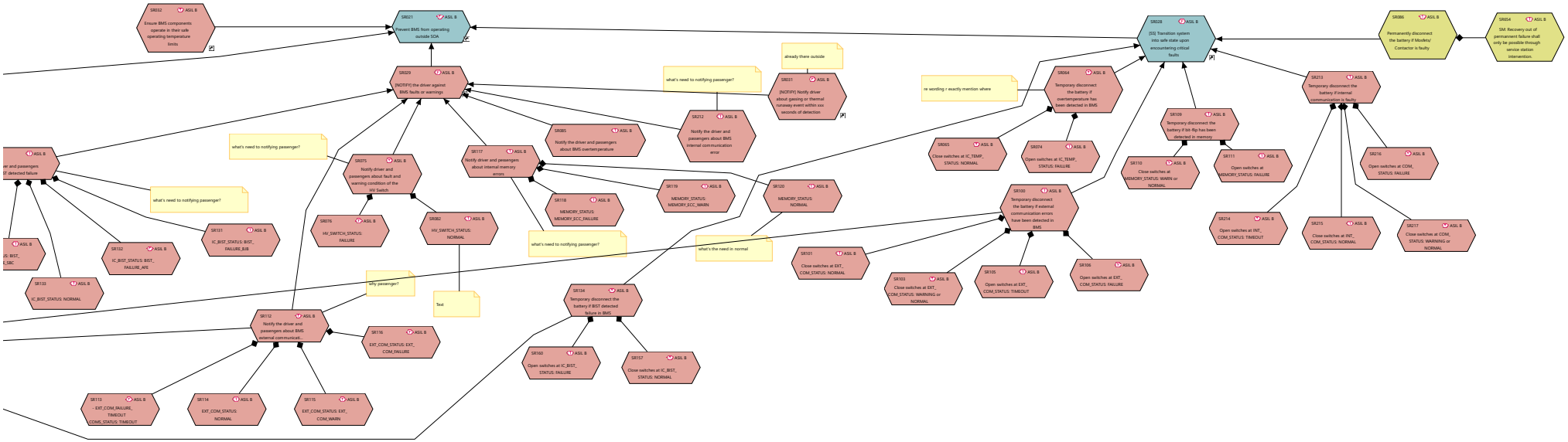
SR032 ASIL B
Ensure BMS components operate in their safe operating temperature limits
SR021 ASIL B
Prevent BMS from operating outside SOA
SR029 ASIL B
[NOTIFY] the driver against BMS faults or warnings
SR028 ASIL B
[S5] Transition system into safe state upon encountering critical faults
SR086 ASIL B
Permanently disconnect the battery if Mosfets/ Contactor is faulty
SR054 ASIL B
SM: Recovery out of permanent failure shall only be possible through service station intervention.
SR031 ASIL B
[NOTIFY] Notify driver about gassing or thermal runaway event within xxx seconds of detection
already there outside
what's need to notifying passenger?
SR212 ASIL B
Notify the driver and passengers about BMS: internal communication error
SR085 ASIL B
Notify the driver and passengers about BMS overtemperature
SR117 ASIL B
Notify driver and passengers about internal memory errors
SR075 ASIL B
Notify driver and passengers about fault and warning condition of the HV Switch
what's need to notifying passenger?
SR076 ASIL B
HV_SWITCH_STATUS: FAILURE
SR082 ASIL B
HV_SWITCH_STATUS: NORMAL
SR118 ASIL B
MEMORY_STATUS: MEMORY_ECC_FAILURE
SR119 ASIL B
MEMORY_STATUS: MEMORY_ECC_WARN
SR120 ASIL B
MEMORY_STATUS: NORMAL
what's need to notifying passenger?
what's the need in normal
SR131 ASIL B
IC_BIST_STATUS: BIST_ FAILURE_BJB
SR132 ASIL B
IC_BIST_STATUS: BIST_ FAILURE_MTE
SR133 ASIL B
IC_BIST_STATUS: NORMAL
what's need to notifying passenger?
SR112 ASIL B
Notify the driver and passengers about BMS: external communicatio
why passenger?
SR116 ASIL B
EXT_COM_STATUS: EXT_ COM_FAILURE
Text
SR113 ASIL B
EXT_COM_FAILURE_ TIMEOUT COMS_STATUS: TIMEOUT
SR114 ASIL B
EXT_COM_STATUS: NORMAL
SR115 ASIL B
EXT_COM_STATUS: EXT_ COM_WARN
SR034 ASIL B
Temporary disconnect the battery if BIST detected failure in BMS
SR160 ASIL B
Open switches at IC_BIST_ STATUS: FAILURE
SR157 ASIL B
Close switches at IC_BIST_ STATUS: NORMAL
re wording r exactly mention where
SR064 ASIL B
Temporary disconnect the battery if overtemperature has been detected in BMS
SR065 ASIL B
Close switches at IC_TEMP_ STATUS: NORMAL
SR074 ASIL B
Open switches at IC_TEMP_ STATUS: FAILURE
SR100 ASIL B
Temporary disconnect the battery if external communication errors have been detected in BMS
SR101 ASIL B
Close switches at EXT_ COM_STATUS: NORMAL
SR103 ASIL B
Close switches at EXT_ COM_STATUS: WARNING or NORMAL
SR105 ASIL B
Open switches at EXT_ COM_STATUS: TIMEOUT
SR106 ASIL B
Open switches at EXT_ COM_STATUS: FAILURE
SR109 ASIL B
Temporary disconnect the battery if bit-flip has been detected in memory
SR110 ASIL B
Close switches at MEMORY_STATUS: WARN or NORMAL
SR111 ASIL B
Open switches at MEMORY_STATUS: FAILURE
SR213 ASIL B
Temporary disconnect the battery if internal communication is faulty
SR214 ASIL B
Open switches at INT_ COM_STATUS: TIMEOUT
SR215 ASIL B
Close switches at INT_ COM_STATUS: NORMAL
SR216 ASIL B
Open switches at COM_ STATUS: FAILURE
SR217 ASIL B
Close switches at COM_ STATUS: WARNING or NORMAL